


## Hydraulic roller bar LGH

### Specifications

- Single-direction movements
- Very low rolling resistance
- Hydraulic lifting (the whole bar is raised)
- When the die is clamped, the bar exerts no force on the sole
- Available for DIN 650 T slot 18
- On request for DIN 650 T slots sizes 22, 24, 28 and 36
- Manufactured to order, adaptable to your standard DIN 650 or special slots
- Can be combined in lines
- High dynamic capacity
- Standard working temperature of up to 70 °C, 160 °C with Viton seals



### Specifications and dimensions

LGH 18			
DIN slot	18		
Stroke (mm)	2		
N (galets)	L(mm)	Fo(kN)	Vol*(cm <sup>3</sup> )
6	206	3,2	1,4
8	266	4,0	1,8
10	326	4,8	2,3
12	386	5,6	2,7
16	506	7,2	3,6
20	626	8,8	4,5
24	746	10,4	5,4

\*Vol : max oil volume

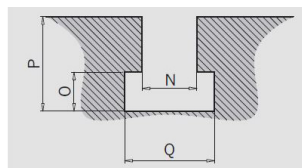
Pressure : 100 bars. A pressure limiter set to less than 150 bars is imperative.

To calculate the allowable dynamic load, please refer to sheet 010-00.

Fo : at 0.5 mm above the table

On request : the LGH type versions in DIN sizes 22, 24, 28 and 36 allow a rolling density higher than that of the LGHL Type (010-05).

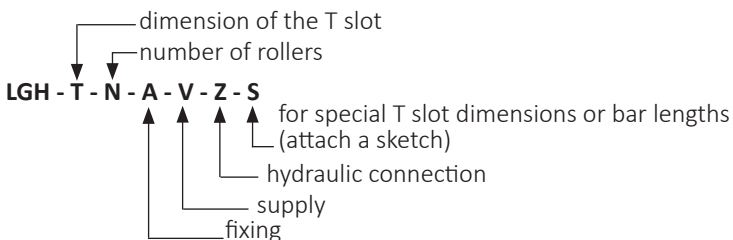
### DIN 650 T slot



N	18	22	24	28	36
O	12	16	18	20	25
P	30	38	42	48	60
Q	30	37	42	46	56

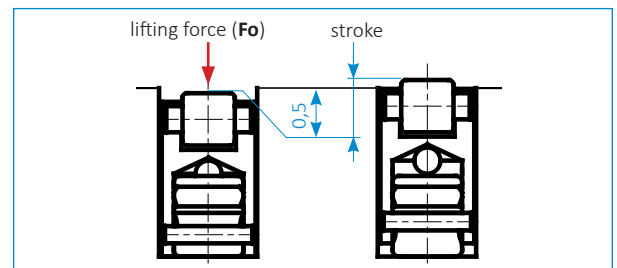
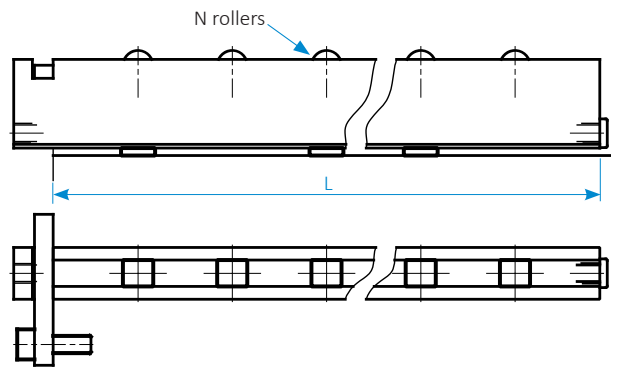
Check the standard or special T slot dimensions before placing the purchase order. Specific dimensions on request.

### Purchase order reference



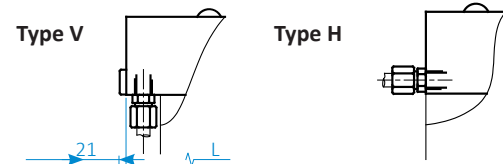
Examples : LGH 18-10 AV G (standard model)

LGH 18-10 AV UNF S (specific model)

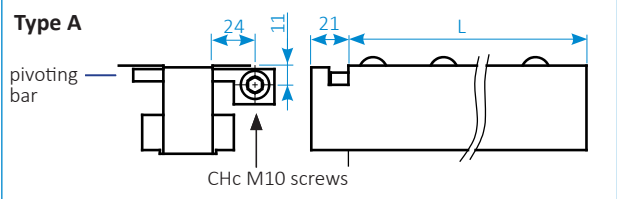


### Supply options

G 1/8" or UNF 7/16"



### Fixing options



All dimensions are in millimeters.

SERAPID France  
+33 (0)2 32 06 35 60  
info-fr@serapid.com

SERAPID Deutschland GmbH  
+49 (0)7931 96 47-0  
info-de@serapid.com

SERAPID Ltd  
+44 (0)1359 233335  
info-uk@serapid.com

SERAPID INC.  
+1 586 274 0774  
info-us@serapid.com